



SOUTH SANTA BARBARA COUNTY



RESIDENTIAL STATISTICS

october

YTD 2017

www.fidelitysb.com | www.chicagotitlesb.com

SINGLE FAMILY		CONDOMINIUM		Total Sales <h1>1532</h1> (+6%) \$1,144,586 (-.18%) Average \$984,000 (+4%) Median October '17 v. October '16
	\$1,711,103 Average Sales Price \$1,207,000 Median Sales Price		\$729,605 Average Sales Price \$625,000 Median Sales Price	

 1116 Homes Sold	SINGLE FAMILY	CONDOMINIUM
 416 Condos Sold	YTD 2017 SALES Carpinteria 85 Sales: \$1,958,994 Avg \$1,060,000. Median Goleta 247 Sales \$1,017,911 Avg \$864,000 Median. Montecito 163 Sales \$3,490,755 Avg. \$2,960,000 Median Hope Ranch 22 Sales \$4,162,182 Avg. \$2,832,500 Median Santa Barbara 589 Sales \$1,384,824 Avg \$1,200,000 Median. Summerland 10 Sales \$1,542,950 Avg. \$1,347,500 Median	YTD 2017 SALES Carpinteria: 66 Sales \$633,683 Avg. Price \$550,000 Median Goleta 123 Sales \$593,098 Avg. Price \$572,500 Median Montecito 19 Sales \$1,703,342. Price \$1,500,000 Median Hope Ranch n/a Santa Barbara 205 Sales \$751,229 Avg. Price \$685,000 Median Summerland 3 Sales \$792,000 Avg Price \$779,000 Median

 Condominium 2017 v 2016	 9% 2017 416 Total Sales 2016 382 Total Sales	 -4.3% 2017 \$729,605 Avg Price 2016 \$762,730 Avg Price	 4% 2017 \$625,000 Median 2016 \$601,250 Median
---	---	--	---

 Single Family 2017 v 2016	 4% 2017 1116 Total Sales 2016 1070 Total Sales	 5% 2017 \$1,711,103 Avg Price 2016 \$1,629,561 Avg. Price	 11% 2017 \$1,207,000 Median 2016 \$1,087,500 Median
---	---	--	--